

Construction details

Open cooling towers

Construction details


1. Material options

- Heavy-gauge hot-dip galvanized steel is used for external unit steel panels and structural elements featuring [Baltiplus Corrosion Protection](#).
- The unique [Baltibond® hybrid coating](#) is an optional extra. A hybrid polymer coating for longer service life, applied pre-assembly to all hot-dip galvanized steel components of the unit.
- [Optional stainless steel](#) panels and structural elements of type 304L or 316L for extreme applications.
- Or the economical alternative: a **water-contact stainless steel cold water basin**. Its key components and the basin itself are stainless steel. The rest is protected with the Baltibond® hybrid coating.




2. Heat transfer media

- Our heat transfer media is factory-tested and patented [BACross fill](#) with integrated **drift eliminators** certified by Eurovent. Its thermal performance is proven during comprehensive [lab thermal performance tests](#), and it offers you unrivalled system efficiency.
- Patented BACross fill **eliminates water splash-out** and allows freeze free winter operation. The fill pack includes individual **sheets**. Sheets are easy to inspect and clean inside the tower without dismantling, eliminating the need for frequent fill replacement. Optional telescopic support for easy fill replacement.
- In self-extinguishing **plastic**, which will not rot, decay or decompose.
- For operation above 55°C, try our **optional high temperature fill**, usable with intake water up to 60°C.



3. Air movement system

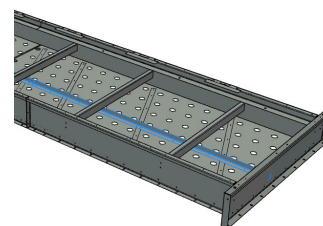
- S1500E's feature a **multiple fan system** covering independent fan motor and drive assembly per fan for independent fan operation for **extra capacity control** or **stand-by fan** in case of fan failure. Together with the heavy duty fan shaft bearings and the BAC **Impervix** motor, this guarantees optimal and year-round operational efficiency.
- The smaller diameter fans on the 2.4m wide units are **direct driven**. The larger fans on the rest of the product line are equipped with a **belt drive system**.
- **Fan(s)** in corrosion resistant aluminum, encased in fan cylinder with removable fan guard. To reduce noise even further, choose for a low noise or [Whisper Quiet fan](#) reducing the noise even further with minimal impact on thermal performance.
- Easy removable UV-resistant plastic **combined inlet shields** at air inlet. Sunlight block to prevent biological growth in tower, air filter and water splash-out stop.



4. Water distribution system

These consist of:

- **Low pump gravity water distribution basin** with wide non-clog plastic nozzles for uniform water distribution. You can easily clean and flush both nozzles and basin.
- **Weir dams** in the hot water basin for variable flow. These close off partly the hot water basin in periods of reduced load, resulting in **up to 50% power savings** on process pump and ensuring **freeze free operation**.
- A **sloped cold water basin** with:
 - large hinged and inward swinging **access** door
 - anti-vortexing **strainers** and **make up** both easily accessible from air inlet side.
- Optional internal walkway for easy access to the interior of the unit.



Need more information? Contact your local [BAC representative](#).