


# PCE

## Refrigerant condensers



### Key benefits

- Low energy consumption
- Low noise
- Easy to maintain

#### PCE characteristics

- Counter flow, axial fan, induced draft
- PED 2014/68/EU coil design

#### Capacity range

525 - 2715 kW  
(for single cell models, nominal R717 kW's)

#### Typical applications

- Industrial refrigeration applications
- Dry operation requirement in winter time



## Low energy consumption

- [Evaporative cooling](#) for system-wide energy saving at lower operating temperatures.
- **Axial fan** uses **half the energy** of similar centrifugal fan units.
- Factory tested **high efficiency coil**.
- **High efficiency fan motors**

## Low noise

- PFE features low noise axial fans. To reduce noise even further, choose for [Whisper Quiet fans](#).
- Factory designed, tested and rated [sound attenuation](#) is available on the discharge for further noise reduction.
- [Water silencers](#) achieve noise levels close to those of crossflow towers. Water silencers come always with Whisper Quiet fans.

## Easy to maintain

- **Easier to maintain than** other induced draft counterflow condensers.
- **BranchLok™** water distribution - each branch removable for easy cleaning.
- **Combined inlet shields** for easy no-tool removal.
- **Motor adjusters:** externally accessible and locking wrench for easy motor alignment and belt tensioning.
- Full **cold water basin access** when removing the combined inlet shields.
- **Fans easily accessible** via sliding access door.
- Optional **clean out port** helps remove silt and sludge from the basin.
- Removable **suction strainer** anti-vortex hood.

## Operational safety

- **Closed loop**, no airborne contaminants enter and foul the system.
- Easy-clean and easy-inspect PCE condensers **reduce hygiene risks** from bacteria or biofilm inside.
- Self-cleaning cold water basin and fill above **sloped basin** to flush out dirt and debris
- **Combined inlet shields** block sunlight to prevent biological growth in the tower, filter the air and stop water splashing outside.

## Ship and install PCE easily

- The **leak-free InterLok™ system** means swift PCE condenser on-site assembly. Install the basin on the upper section with no sealer tape in between!
- Compact footprint – **perfect for confined spaces**.
- **Container shipment** often possible!

Interested in the PCE evaporative condenser for your industrial refrigeration application? Contact



your local [BAC representative](#) for more information.

## Downloads

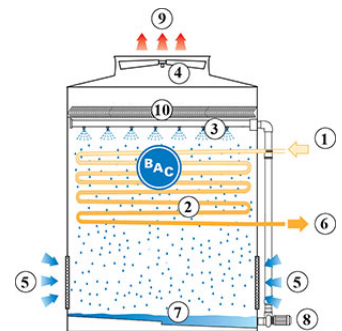
- [PCE evaporative condenser](#)
- [BAC condenser overview](#)
- [Operating and Maintenance PCE](#)
- [Rigging and Installation PCE](#)

# Principle of operation

## Refrigerant condensers

### Principle of operation

The **vapour (1)** circulates through a **condensing coil (2)**, which is wetted by a **spray system (3)**. An **axial fan (4)** draws **air (5)** over the coil. The evaporation process condenses the vapour into **liquid (6)**. The spray water falls into the sloping **water basin (7)** or sump. The **spray pump (8)** recirculates the water to the top of the unit. The **warm saturated air (9)** leaves the condenser through the **drift eliminators (10)** which remove water droplets from the air.



**Interested in the PCE condenser?** Contact your local [BAC representative](#) for more information.


# Construction details

## Refrigerant condensers

### Construction details


#### 1. Material options

- Heavy-gauge hot-dip galvanized steel is used for external unit steel panels and structural elements featuring [Baltiplus Corrosion Protection](#).
- The unique [Baltibond® hybrid coating](#) is an optional extra. A hybrid polymer coating for longer service life, applied pre-assembly to all hot-dip galvanized steel components of the unit.
- [Optional water contact stainless steel](#) panels and structural elements of type 304L or 316L for extreme applications.
- Or the economical alternative: a **water-contact stainless steel cold water basin**. Its key components and the basin itself are stainless steel. The rest is protected with the Baltibond® hybrid coating.



## 2. Heat transfer media

- Our heat transfer media is a **condensing coil**. Its thermal performance is proven during comprehensive [lab thermal performance tests](#), and it offers you unrivalled system efficiency.
- The coil is constructed of prime surface steel, hot-dip galvanized after fabrication. Designed for maximum 23 bar operating pressure according to PED. Pneumatically tested at 34 bar.
  
- All hot dip galvanized and stainless steel coils are delivered with BAC's **Internal Coil Corrosion Protection**, to ensure an optimal internal corrosion protection and guaranteed quality.



Try our PCE coil options:

- **Multiple circuit coils (split coils)** for your halocarbon refrigerants, maintaining individual compressor systems. Or use it for compressor jacket water or glycol cooling.
- **Stainless steel coils** are in type 304L or 316L.
- **High pressure coils** are designed for 28 bar operating pressure and pneumatically tested for 40 bar. Hot-dip galvanized after fabrication.

All coils are designed for low pressure drop with sloping tubes for free drainage of fluid.

### 3. Air movement system

- The PCE **fan system** features two aluminium sheaves, belt and externally factory-mounted motor. Together with the heavy duty fan shaft bearings and the BAC **Impervix** motor, this guarantees optimal and year-round operational efficiency.
- **Low kW and noise axial fan(s)** in corrosion resistant aluminum, encased in fan cylinder with removable fan guard. Easy accessible via **sliding access door**. To reduce noise even further, choose for a [Whisper Quiet fan](#) with minimal impact on thermal performance.
- **Extended lubrication lines** with easily accessible grease fittings to **lubricate** fan shaft bearings.
- **Our drift eliminators** come in UV-resistant plastic, which will not rot, decay or decompose and their performance is tested and **certified by Eurovent**. They are assembled in **easily handled and removable sections**, for optimal internal access.
- Easy removable UV-resistant plastic **combined inlet shields** at air inlet. Sunlight block to prevent biological growth in tower, air filter and water splash-out stop.



### 4. Water distribution system

These consist of:

- The exclusive **BranchLok™ system**, including spray branches, external header clean out ports and non-clog plastic nozzles secured by rubber grommets. Unmatched cleaning system: **tool free branch removal** for easy inspection and flushing.
- Easy accessible **sloped cold water basin**, including anti-vortexing strainers, make up and **overflow** connection.



Interested in the PCE evaporative condenser? Contact your local [BAC representative](#).

# Options and accessories

## Refrigerant condensers

### Options and accessories

Below is a listing of the main PCE options and accessories. If your required option or accessory is not listed, look no further than your [local BAC representative](#).



#### Sound attenuation

Reducing noise at air **discharge** brings us closer to silent cooling equipment.



#### Whisper Quiet fan

Reduce fan noise even more with **very low sound factory-tested fans**.





## Water silencers

Water silencers in the basin **reduce the noise** of the water falling into the basin.



## Remote sump connection

The best way to **prevent a sump freezing** is to use the auxiliary remote variety within a heated area. Shutting off the circulating pump allows all the water in the water distribution, as well as that in suspension and the sump to drain freely to the auxiliary sump.



## Basin heater package

Thanks to our factory-installed heaters, the water stays at 4°C and **never freezes**, even during equipments downtime and however cold it gets outside.



## Electric water level control package

For **perfectly precise water level control**, replace the standard mechanical valve with our electrical water level controller.



## Platforms, ladders, safety cage and handrail

To inspect and maintain from the top of the unit more **easily and safely**, platforms, a ladder, safety cage and handrails can be installed.



## Motor removal davit

For **easy removal or lifting** of the side motor.



## Vibration cut out switch

When excessive vibration occurs, this switch shuts down the fan, ensuring your cooling equipment **operates safely**.



## Water treatment equipment

Devices to control water treatment are needed to ensure proper **condenser water care**. Not only does this help protect the components and fill pack, controlling corrosion, scaling and fouling, it also avoids the proliferation of harmful bacteria, including **legionella**, in the recirculating water.



## Filter

Separators and media filters efficiently **remove suspended solids** in the recirculating water, reducing system cleaning costs and optimizing water treatment results. Filtration helps you keep the recirculating water clean.



## Sump sweeper piping

Sump sweeper piping **prevents sediment collecting in the cold water basin** of the unit. A complete piping system, including nozzles, is installed in the basin of the condenser **for connection to side stream filtration** equipment.



## Clean out port

Clean out port **makes it easy to eliminate silt and sludge** from the condenser basin when cleaning and flushing the sump.



## Flanges

Flanges facilitate **piping connections** on-site.



# Special needs?

## Refrigerant condensers

### Special needs?

Our ongoing [R&D](#) investment helps BAC offer you a complete set of solutions **for PCE evaporative condensers that meet your needs.** Plus, we also cater for extra requirements such as:

#### Year-round reliable operation

Inspect and maintain your condenser and protect it against extreme weather for year-round reliability. The options below help keep your condenser running smoothly and reliably and facilitate maintenance.

- [Remote sump connection](#)
- [Water treatment equipment](#)
- [Sump sweeper piping](#)
- [Clean out port](#)
- [Filters](#)
- [Platforms, ladders, safety cage and handrails](#)
- [Vibration cut out switch](#)
- [Electric water level control package](#)
- [Extended lubrication lines](#)
- [Motor removal davit](#)
- [Baltibond® hybrid coating](#)

#### Sound control

PCE uses a low noise axial fan.

Helping keep it near noiseless:

- [Discharge sound attenuators](#)
- [Whisper Quiet fan](#)
- [Water silencers](#)

## Energy saving

PCE uses evaporative cooling technology for lower operating temperatures than other cooling methods. With the following options, reduce energy costs still further:

- Thermostat

## Enhanced hygiene and water care

Water circulates in evaporative condensers and it is important to avoid excessive accumulation of dissolved solids. The following options help keep your condenser clean:

- [Remote sump connection](#)
- [Water treatment equipment](#)
- [Sump sweeper piping](#)
- [Clean out port](#)
- [Filters](#)
- [Baltibond<sup>®</sup> hybrid coating](#)

To control biological growth and scale formation, the water quality of the circulated water should be checked regularly. [Water quality guidelines](#) can be found in the [Knowledge center](#) of the website.

## Water savings

You need water for evaporative cooling. At BAC, however, we offer acclaimed and advanced water saving technologies. Helping in this aim are:

- [Electric water level control package](#)
- [Water treatment equipment](#)
- [Sump sweeper piping](#)
- [Baltibond<sup>®</sup> hybrid coating](#)



**Do you too want to benefit from the above solutions?** Contact your [local BAC representative](#) for more information.



# PCE L122 - L169

Refrigerant condensers

## Engineering data

**Remark:** Do not use for construction. Refer to factory certified dimensions & weights. This page includes data current at time of publication, which should be reconfirmed at the time of purchase. In the interest of product improvement, specifications, weights and dimensions are subject to change without notice.

**Last update:** 01/07/2024

**PCE L122 - L169**





1. Fluid in; 2. Fluid out; 3. Overflow; 4. Make up; 5. Drain.



Model	Weights (kg)			Dimensions (mm)			Air Flow (m <sup>3</sup> /s)	Fan Motor (kW)	Water Flow (l/s)	Pump Motor (kW)	R717 charge (kg)
	Oper. Weight (kg)	Ship. Weight(kg)	Heaviest Section (kg)	L	W	H					
PCE 122-K-L	4245	3017	2216	2737	2216	3921	16.81	(1x) 7.5	22.0	(1x) 2.2	98.0
PCE 135-L-L	4277	3049	2216	2737	2216	3921	19.08	(1x) 11.0	22.0	(1x) 2.2	98.0
PCE 144-M-L	4286	3058	2216	2737	2216	3921	20.85	(1x) 15.0	22.0	(1x) 2.2	98.0
PCE 136-K-L	4704	3453	2652	2737	2216	4156	16.04	(1x) 7.5	22.0	(1x) 2.2	122.0
PCE 148-L-L	4736	3485	2652	2737	2216	4156	18.17	(1x) 11.0	22.0	(1x) 2.2	122.0
PCE 160-M-L	4745	3494	2652	2737	2216	4156	19.85	(1x) 15.0	22.0	(1x) 2.2	122.0
PCE 143-K-L	5153	3884	3083	2737	2216	4391	15.41	(1x) 7.5	22.0	(1x) 2.2	160.0
PCE 159-L-L	5185	3916	3083	2737	2216	4391	17.43	(1x) 11.0	22.0	(1x) 2.2	160.0
PCE 169-M-L	5194	3925	3083	2737	2216	4391	19.04	(1x) 15.0	22.0	(1x) 2.2	160.0



# PCE L128 - L360

Refrigerant condensers

## Engineering data

**Remark:** Do not use for construction. Refer to factory certified dimensions & weights. This page includes data current at time of publication, which should be reconfirmed at the time of purchase. In the interest of product improvement, specifications, weights and dimensions are subject to change without notice.

**Last update:** 01/07/2024

**PCE L128 - L360**



1. Fluid in; 2. Fluid out; 3. Overflow; 4. Make up; 5. Drain.



Model	Weights (kg)			Dimensions (mm)			Air Flow (m³/s)	Fan Motor (kW)	Water Flow (l/s)	Pump Motor (kW)	R717 charge (kg)
	Oper. Weight (kg)	Ship. Weight(kg)	Heaviest Section (kg)	L	W	H					
PCE 128-K-L	4609	3240	2393	2737	2394	3921	18.61	(1x) 7.5	24.0	(1x) 2.2	110.0
PCE 145-L-L	4640	3272	2393	2737	2394	3921	21.08	(1x) 11.0	24.0	(1x) 2.2	110.0
PCE 158-M-L	4649	3281	2393	2737	2394	3921	23.02	(1x) 15.0	24.0	(1x) 2.2	110.0
PCE 147-K-L	5108	3716	2870	2737	2394	4156	17.68	(1x) 7.5	24.0	(1x) 2.2	144.0
PCE 162-L-L	5140	3748	2870	2737	2394	4156	20.0	(1x) 11.0	24.0	(1x) 2.2	144.0
PCE 173-M-L	5149	3757	2870	2737	2394	4156	21.82	(1x) 15.0	24.0	(1x) 2.2	144.0
PCE 156-K-L	5607	4189	3342	2737	2394	4391	16.89	(1x) 7.5	24.0	(1x) 2.2	166.0
PCE 172-L-L	5639	4220	3342	2737	2394	4391	19.1	(1x) 11.0	24.0	(1x) 2.2	166.0
PCE 185-M-L	5648	4230	3342	2737	2394	4391	20.84	(1x) 15.0	24.0	(1x) 2.2	166.0
PCE 163-K-L	5939	4114	3079	3651	2394	4035	22.03	(1x) 7.5	32.0	(1x) 4.0	132.0
PCE 180-L-L	5971	4146	3079	3651	2394	4035	25.11	(1x) 11.0	32.0	(1x) 4.0	132.0
PCE 193-M-L	5980	4155	3079	3651	2394	4035	27.69	(1x) 15.0	32.0	(1x) 4.0	132.0
PCE 178-K-L	6583	4727	3692	3651	2394	4270	20.85	(1x) 7.5	32.0	(1x) 4.0	164.0
PCE 197-L-L	6615	4758	3692	3651	2394	4270	23.84	(1x) 11.0	32.0	(1x) 4.0	164.0
PCE 212-M-L	6624	4767	3692	3651	2394	4270	26.33	(1x) 15.0	32.0	(1x) 4.0	164.0
PCE 190-K-L	7228	5340	4304	3651	2394	4505	20.03	(1x) 7.5	32.0	(1x) 4.0	196.0
PCE 210-L-L	7260	5371	4304	3651	2394	4505	22.87	(1x) 11.0	32.0	(1x) 4.0	196.0
PCE 227-M-L	7269	5380	4304	3651	2394	4505	25.25	(1x) 15.0	32.0	(1x) 4.0	196.0
PCE	8972	6232	4359	5480	2394	4137	37.54	(2x)	48.0	(1x)	198.0



263-K-L								7.5		4.0	
PCE 289-L-L	9035	6296	4359	5480	2394	4137	42.5	(2x) 11.0	48.0	(1x) 4.0	198.0
PCE 309-M-L	9053	6314	4359	5480	2394	4137	46.41	(2x) 15.0	48.0	(1x) 4.0	198.0
PCE 290-K-L	9925	7140	5267	5480	2394	4372	35.66	(2x) 7.5	48.0	(1x) 4.0	246.0
PCE 317-L-L	9988	7204	5267	5480	2394	4372	40.33	(2x) 11.0	48.0	(1x) 4.0	246.0
PCE 339-M-L	10007	7222	5267	5480	2394	4372	44.01	(2x) 15.0	48.0	(1x) 4.0	246.0
PCE 308-K-L	10883	8048	6175	5480	2394	4607	34.1	(2x) 7.5	48.0	(1x) 4.0	294.0
PCE 337-L-L	10946	8112	6175	5480	2394	4607	38.55	(2x) 11.0	48.0	(1x) 4.0	294.0
PCE 360-M-L	10965	8130	6175	5480	2394	4607	42.06	(2x) 15.0	48.0	(1x) 4.0	294.0



# PCE L177 - L314

Refrigerant condensers

## Engineering data

**Remark:** Do not use for construction. Refer to factory certified dimensions & weights. This page includes data current at time of publication, which should be reconfirmed at the time of purchase. In the interest of product improvement, specifications, weights and dimensions are subject to change without notice.

**Last update:** 01/07/2024

**PCE L177 - L314**



1. Fluid in; 2. Fluid out; 3. Overflow; 4. Make up; 5. Drain.





Model	Weights (kg)			Dimensions (mm)			Air Flow (m³/s)	Fan Motor (kW)	Water Flow (l/s)	Pump Motor (kW)	R717 charge (kg)
	Oper. Weight (kg)	Ship. Weight(kg)	Heaviest Section (kg)	L	W	H					
PCE 177-L-L	5521	3973	2929	2737	2997	4475	24.88	(1x) 11.0	30.0	(1x) 4.0	136.0
PCE 189-M-L	5530	3982	2929	2737	2997	4475	27.18	(1x) 15.0	30.0	(1x) 4.0	136.0
PCE 199-N-L	5594	4046	2929	2737	2997	4475	29.1	(1x) 18.5	30.0	(1x) 4.0	136.0
PCE 194-L-L	6134	4559	3514	2737	2997	4710	23.6	(1x) 11.0	30.0	(1x) 4.0	168.0
PCE 208-M-L	6143	4568	3514	2737	2997	4710	25.75	(1x) 15.0	30.0	(1x) 4.0	168.0
PCE 219-N-L	6207	4631	3514	2737	2997	4710	27.56	(1x) 18.5	30.0	(1x) 4.0	168.0
PCE 206-L-L	6756	5149	4105	2737	2997	4945	22.55	(1x) 11.0	30.0	(1x) 4.0	202.0
PCE 211-L-L	7097	5467	4422	2737	2997	4945	21.4	(1x) 11.0	30.0	(1x) 4.0	224.0
PCE 221-M-L	6765	5158	4105	2737	2997	4945	24.61	(1x) 15.0	30.0	(1x) 4.0	202.0
PCE 226-M-L	7106	5476	4422	2737	2997	4945	23.36	(1x) 15.0	30.0	(1x) 4.0	224.0
PCE 233-N-L	6829	5221	4105	2737	2997	4945	26.33	(1x) 18.5	30.0	(1x) 4.0	202.0
PCE 238-N-L	7169	5539	4422	2737	2997	4945	25.0	(1x) 18.5	30.0	(1x) 4.0	224.0
PCE 217-L-L	7768	6107	5063	2737	2997	5180	20.57	(1x) 11.0	30.0	(1x) 4.0	240.0
PCE 234-M-L	7778	6116	5063	2737	2997	5180	22.43	(1x) 15.0	30.0	(1x) 4.0	240.0
PCE 247-N-L	7841	6179	5063	2737	2997	5180	24.0	(1x) 18.5	30.0	(1x) 4.0	240.0
PCE 230-M-L	7037	4976	3705	3651	2997	4551	32.41	(1x) 15.0	40.0	(1x) 4.0	180.0
PCE 242-N-L	7101	5040	3705	3651	2997	4551	34.72	(1x) 18.5	40.0	(1x) 4.0	180.0
PCE 252-O-L	7124	5063	3705	3651	2997	4551	36.71	(1x) 22.0	40.0	(1x) 4.0	180.0
PCE	7841	5739	4468	3651	2997	4786	30.87	(1x)	40.0	(1x)	218.0



253-M-L								15.0		4.0	
PCE 267-N-L	7905	5803	4468	3651	2997	4786	33.04	(1x) 18.5	40.0	(1x) 4.0	218.0
PCE 279-O-L	7927	5825	4468	3651	2997	4786	34.96	(1x) 22.0	40.0	(1x) 4.0	218.0
PCE 270-M-L	8645	6502	5231	3651	2997	5021	29.6	(1x) 15.0	40.0	(1x) 4.0	250.0
PCE 275-M-L	9112	6942	5671	3651	2997	5021	28.19	(1x) 15.0	40.0	(1x) 4.0	308.0
PCE 284-N-L	8708	6565	5231	3651	2997	5021	31.68	(1x) 18.5	40.0	(1x) 4.0	250.0
PCE 291-N-L	9176	7006	5671	3651	2997	5021	30.19	(1x) 18.5	40.0	(1x) 4.0	308.0
PCE 297-O-L	8731	6588	5231	3651	2997	5021	33.49	(1x) 22.0	40.0	(1x) 4.0	250.0
PCE 304-O-L	9199	7028	5671	3651	2997	5021	31.91	(1x) 22.0	40.0	(1x) 4.0	308.0
PCE 285-M-L	9993	7778	6506	3651	2997	5256	27.15	(1x) 15.0	40.0	(1x) 4.0	346.0
PCE 301-N-L	10057	7841	6506	3651	2997	5256	29.05	(1x) 18.5	40.0	(1x) 4.0	346.0
PCE 314-O-L	10079	7864	6506	3651	2997	5256	30.68	(1x) 22.0	40.0	(1x) 4.0	346.0



# PCE L288 - L611

Refrigerant condensers

## Engineering data

**Remark:** Do not use for construction. Refer to factory certified dimensions & weights. This page includes data current at time of publication, which should be reconfirmed at the time of purchase. In the interest of product improvement, specifications, weights and dimensions are subject to change without notice.

**Last update:** 01/07/2024

**PCE L288 - L611**



1. Fluid in; 2. Fluid out; 3. Overflow; 4. Make up; 5. Drain.



Model	Weights (kg)			Dimensions (mm)			Air Flow (m³/s)	Fan Motor (kW)	Water Flow (l/s)	Pump Motor (kW)	R717 charge (kg)
	Oper. Weight (kg)	Ship. Weight(kg)	Heaviest Section (kg)	L	W	H					
PCE 288-N-L	8377	6011	4454	3651	3607	4704	40.79	(1x) 18.5	49.0	(1x) 4.0	202.0
PCE 300-O-L	8399	6034	4454	3651	3607	4704	43.17	(1x) 22.0	49.0	(1x) 4.0	202.0
PCE 320-P-L	8463	6098	4454	3651	3607	4704	47.16	(1x) 30.0	49.0	(1x) 4.0	202.0
PCE 316-N-L	9353	6938	5380	3651	3607	4938	38.8	(1x) 18.5	49.0	(1x) 4.0	250.0
PCE 330-O-L	9376	6960	5380	3651	3607	4938	41.06	(1x) 22.0	49.0	(1x) 4.0	250.0
PCE 353-P-L	9439	7024	5380	3651	3607	4938	44.82	(1x) 30.0	49.0	(1x) 4.0	250.0
PCE 338-N-L	10329	7864	6307	3651	3607	5173	37.17	(1x) 18.5	49.0	(1x) 4.0	298.0
PCE 344-N-L	10828	8336	6779	3651	3607	5173	35.76	(1x) 18.5	49.0	(1x) 4.0	362.0
PCE 352-O-L	10352	7886	6307	3651	3607	5173	39.32	(1x) 22.0	49.0	(1x) 4.0	298.0
PCE 359-O-L	10851	8359	6779	3651	3607	5173	37.8	(1x) 22.0	49.0	(1x) 4.0	362.0
PCE 376-P-L	10415	7950	6307	3651	3607	5173	42.92	(1x) 30.0	49.0	(1x) 4.0	298.0
PCE 385-P-L	10915	8422	6779	3651	3607	5173	41.24	(1x) 30.0	49.0	(1x) 4.0	362.0
PCE 356-N-L	11845	9298	7741	3651	3607	5408	34.4	(1x) 18.5	49.0	(1x) 4.0	418.0
PCE 372-O-L	11868	9321	7741	3651	3607	5408	36.35	(1x) 22.0	49.0	(1x) 4.0	418.0
PCE 399-P-L	11932	9385	7741	3651	3607	5408	39.66	(1x) 30.0	49.0	(1x) 4.0	418.0
PCE 381-K-L	12871	9046	6497	5480	3607	4989	50.22	(2x) 7.5	50.0	(1x) 5.5	300.0
PCE 418-L-L	12935	9109	6497	5480	3607	4989	56.88	(2x) 11.0	50.0	(1x) 5.5	300.0
PCE 446-M-L	12953	9127	6497	5480	3607	4989	62.18	(2x) 15.0	50.0	(1x) 5.5	300.0
PCE	14324	10426	7877	5480	3607	5224	47.82	(2x)	50.0	(1x)	374.0



419-K-L								7.5		5.5	
PCE 459-L-L	14388	10489	7877	5480	3607	5224	54.16	(2x) 11.0	50.0	(1x) 5.5	374.0
PCE 491-M-L	14406	10508	7877	5480	3607	5224	59.15	(2x) 15.0	50.0	(1x) 5.5	374.0
PCE 524-M-L	15859	11883	9253	5480	3607	5459	56.7	(2x) 15.0	50.0	(1x) 5.5	450.0
PCE 534-M-L	16617	12601	9970	5480	3607	5459	54.5	(2x) 15.0	50.0	(1x) 5.5	544.0
PCE 551-N-L	15986	12010	9253	5480	3607	5459	60.69	(2x) 18.5	50.0	(1x) 5.5	450.0
PCE 564-N-L	16744	12728	9970	5480	3607	5459	58.35	(2x) 18.5	50.0	(1x) 5.5	544.0
PCE 575-O-L	16031	12056	9253	5480	3607	5459	64.18	(2x) 22.0	50.0	(1x) 5.5	450.0
PCE 587-O-L	16789	12773	9970	5480	3607	5459	61.66	(2x) 22.0	50.0	(1x) 5.5	544.0
PCE 555-M-L	18151	14053	11423	5480	3607	5694	52.48	(2x) 15.0	50.0	(1x) 5.5	628.0
PCE 585-N-L	18279	14180	11423	5480	3607	5694	56.13	(2x) 18.5	50.0	(1x) 5.5	628.0
PCE 611-O-L	18324	14226	11423	5480	3607	5694	59.33	(2x) 22.0	50.0	(1x) 5.5	628.0



# Sound attenuation

## Refrigerant condensers

### Engineering data

**Remark:** Do not use for construction. Refer to factory certified dimensions & weights. This page includes data current at time of publication, which should be reconfirmed at the time of purchase. In the interest of product improvement, specifications, weights and dimensions are subject to change without notice.

**Last update:** 01/07/2024

### Sound attenuation



1. Discharge attenuator.





Model	Dimensions (mm)		Weights (kg)
	D	Ht	Discharge
PCE 122-K-L	2133	5301	215
PCE 135-L-L	2133	5301	215
PCE 144-M-L	2133	5301	215
PCE 136-K-L	2133	5536	215
PCE 148-L-L	2133	5536	215
PCE 160-M-L	2133	5536	215
PCE 143-K-L	2133	5771	215
PCE 159-L-L	2133	5771	215
PCE 169-M-L	2133	5771	215
PCE 128-K-L	2133	5301	231
PCE 145-L-L	2133	5301	231
PCE 158-M-L	2133	5301	231
PCE 147-K-L	2133	5536	231
PCE 162-L-L	2133	5536	231
PCE 173-M-L	2133	5536	231
PCE 156-K-L	2133	5771	231
PCE 172-L-L	2133	5771	231
PCE 185-M-L	2133	5771	231
PCE 163-K-L	2133	5415	174
PCE 180-L-L	2133	5415	174
PCE 193-M-L	2133	5415	174
PCE 178-K-L	2133	5650	174
PCE 197-L-L	2133	5650	174
PCE 212-M-L	2133	5650	174
PCE 190-K-L	2133	5885	174
PCE 210-L-L	2133	5885	174
PCE 227-M-L	2133	5885	174
PCE 263-K-L	2133	5517	174
PCE 289-L-L	2133	5517	174
PCE 309-M-L	2133	5517	174
PCE 290-K-L	2133	5752	174
PCE 317-L-L	2133	5752	174
PCE 339-M-L	2133	5752	174
PCE 308-K-L	2133	5987	174
PCE 337-L-L	2133	5987	174
PCE 360-M-L	2133	5987	174
PCE 177-L-L	2336	5855	209
PCE 189-M-L	2336	5855	209
PCE 199-N-L	2336	5855	209
PCE 194-L-L	2336	6090	209
PCE 208-M-L	2336	6090	209
PCE 219-N-L	2336	6090	209
PCE 206-L-L	2336	6325	209
PCE 211-L-L	2336	6325	209
PCE 221-M-L	2336	6325	209
PCE 226-M-L	2336	6325	209
PCE 233-N-L	2336	6325	209
PCE 238-N-L	2336	6325	209
PCE 217-L-L	2336	6560	209
PCE 234-M-L	2336	6560	209
PCE 247-N-L	2336	6560	209
PCE 230-M-L	2336	5931	209
PCE 242-N-L	2336	5931	209
PCE 252-O-L	2336	5931	209
PCE 253-M-L	2336	6166	209
PCE 267-N-L	2336	6166	209



PCE 279-O-L	2336	6166	209
PCE 270-M-L	2336	6401	209
PCE 275-M-L	2336	6401	209
PCE 284-N-L	2336	6401	209
PCE 291-N-L	2336	6401	209
PCE 297-O-L	2336	6401	209
PCE 304-O-L	2336	6401	209
PCE 285-M-L	2336	6636	209
PCE 301-N-L	2336	6636	209
PCE 314-O-L	2336	6636	209
PCE 288-N-L	2743	6084	288
PCE 300-O-L	2743	6084	288
PCE 320-P-L	2743	6084	288
PCE 316-N-L	2743	6318	288
PCE 330-O-L	2743	6318	288
PCE 353-P-L	2743	6318	288
PCE 338-N-L	2743	6553	288
PCE 344-N-L	2743	6553	288
PCE 352-O-L	2743	6553	288
PCE 359-O-L	2743	6553	288
PCE 376-P-L	2743	6553	288
PCE 385-P-L	2743	6553	288
PCE 356-N-L	2743	6788	288
PCE 372-O-L	2743	6788	288
PCE 399-P-L	2743	6788	288
PCE 381-K-L	2336	6369	209
PCE 418-L-L	2336	6369	209
PCE 446-M-L	2336	6369	209
PCE 419-K-L	2336	6604	209
PCE 459-L-L	2336	6604	209
PCE 491-M-L	2336	6604	209
PCE 524-M-L	2336	6839	209
PCE 534-M-L	2336	6839	209
PCE 551-N-L	2336	6839	209
PCE 564-N-L	2336	6839	209
PCE 575-O-L	2336	6839	209
PCE 587-O-L	2336	6839	209
PCE 555-M-L	2336	7074	209
PCE 585-N-L	2336	7074	209
PCE 611-O-L	2336	7074	209